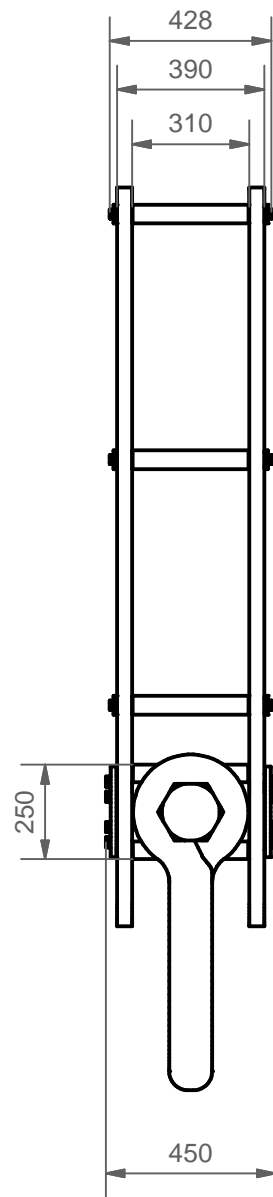
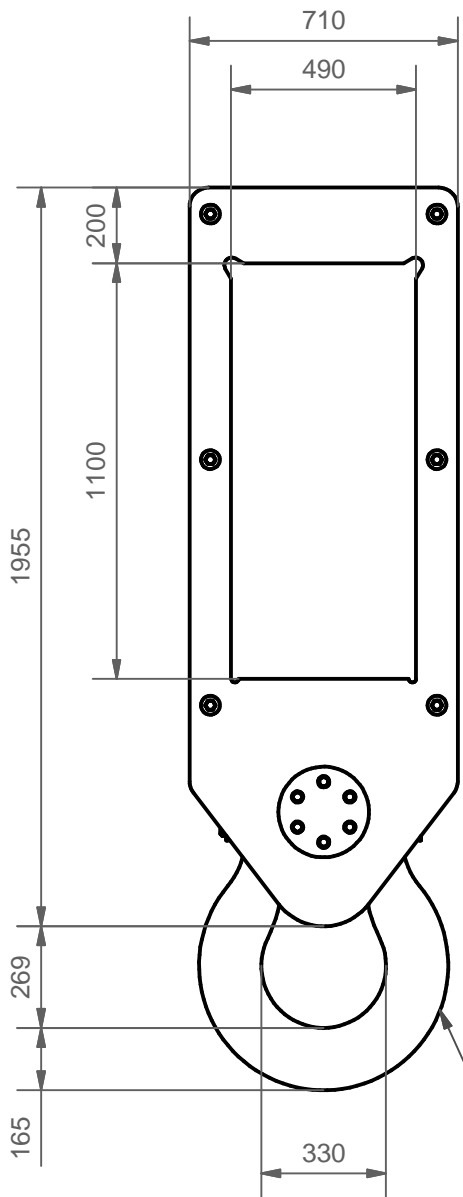
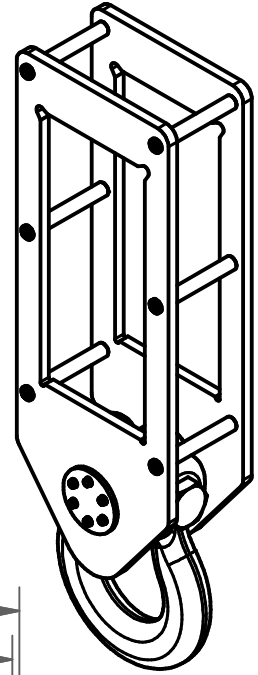


Features LLSBL250

| | | |
|--|---------|------------|
| Safe Work Load: | 2500 kN | (562 kips) |
| Self Weight: | 600 kg | (1323 lbs) |
| Model Number LLSBL250 includes set of four (4) anchors | | |



Shackle 250 Te
Crosby-Laughlin G2140 / Green-Pin "Heavy Duty"
(NOT included in delivery)

OPAALSTRAAT 44, 7554 TS HENGELO HOLLAND
PO BOX 421, 7550 AK HENGELO HOLLAND
TELEPHONE 074-2422045 FACSIMILE 074-2430338



3rd ANGLE
PROJECTION

Model Number:
LLSBL250

Drawing Number:
02518.50.04.00

Part Number:
02518.01.04.00

REV.:
0

DATE:
22-04-2014

SCALE:
1:20

FORM:
A4